

GENERAL OPERATING RULES

- DB Switcher has max pull capacity of 5 cars.
- Dump Track - Cars **MUST** be backed in.
 - 2 Minutes per car to unload
- Waste Track - Cars **MUST** be backed in.
 - Waste Flood Loader - 2 Minutes per car to load. (2 mph)
 - Waste chemical loading - 20 Minutes per car to load.
- Flood Loader (Clean Coal) - locomotive **MAY** run through flood loader. When loading, locomotive **MUST** be at front end of car cut.
 - Flood Loader - 2 Minutes per car to load. (2 mph)
 - All loaded cars **MUST** be weighed on Scale Track. - 1 minute per car to be weighed. **Stop. Weigh Car. Proceed.**

PLANT OPERATING RULES

- Unload all loaded hopper cars from storage tracks. (*See Max Car Limit above*).
- Move unloaded cars to flood loader for loading. (*See Max Car limits above and Track Capacity Below*)
- Load and weigh cars at Flood Loader and Scale Track. Utilize arriving train locomotives for loading, if available.
- Spot outbound loaded cars (clean coal) that are not on assigned trains onto storage tracks 1 or 2, except for last loads of the day (*See Below*).
- Switch supply house as required. Place outbound cars on storage tracks 1 or 2.
- At 2pm move empty waste hoppers to waste track. Load waste hoppers per General Operating Rules above. Cars may remain on waste track.
- At 2:30pm move tank car(s) to chemical loading rack for loading. Cars may remain on waste track.

Track	Cap	Track	Cap
Arrival	7	Storage 1	7
Dump	10	Storage 2	8
Flood	11	Supply	2
Scale	16		



NICKEL CITY LINE RAILROAD COMPANY

CUSTOMER SERVICE
MAPS
DUBOIS, PA
CONSOLIDATED MINING
PREP PLANT
NICKEL MINING COMPANY






DATE OF ISSUE:

February 1, 1999

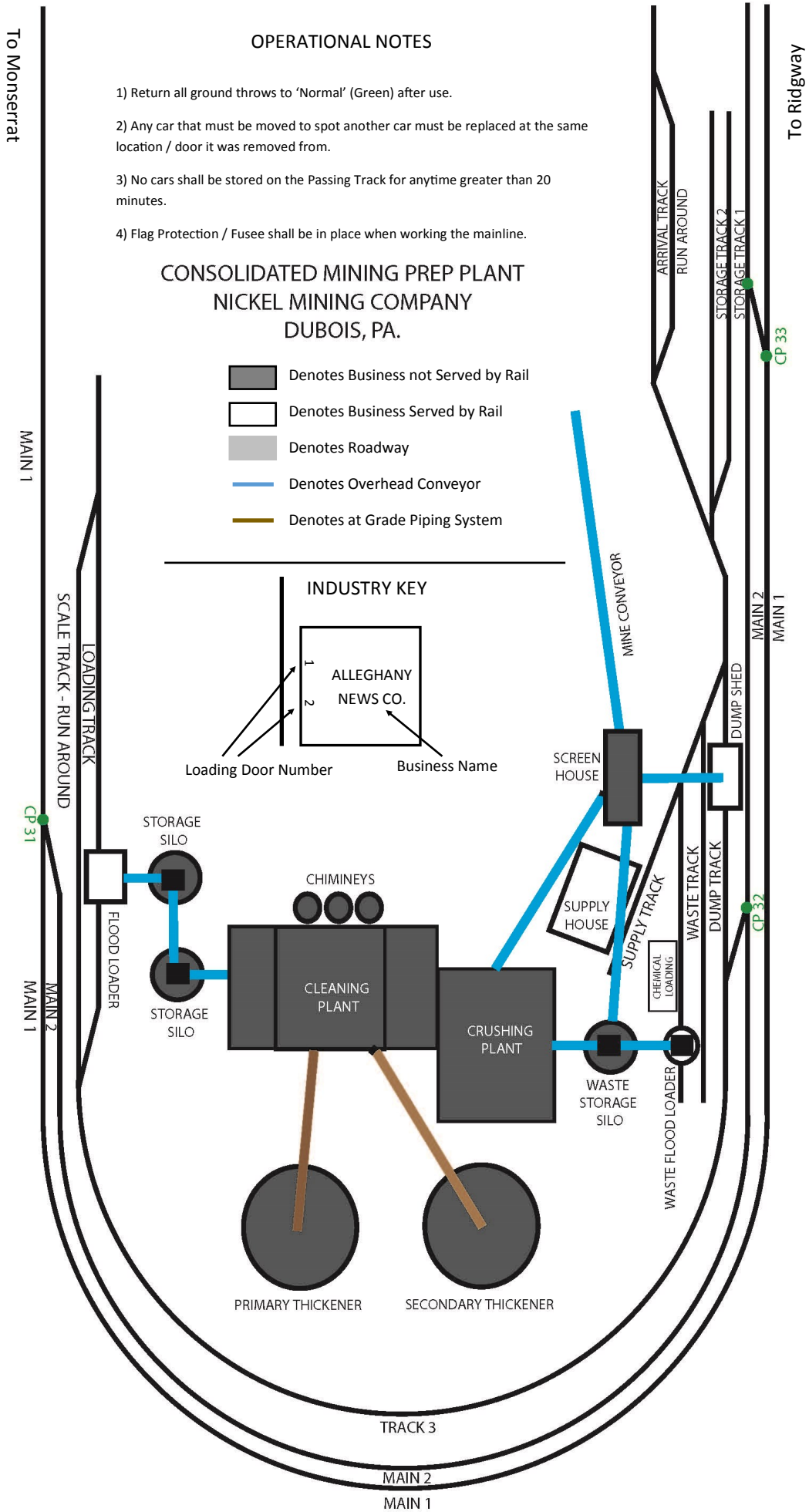
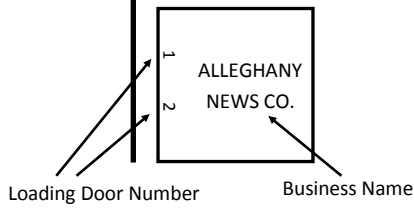
OPERATIONAL NOTES

- 1) Return all ground throws to 'Normal' (Green) after use.
- 2) Any car that must be moved to spot another car must be replaced at the same location / door it was removed from.
- 3) No cars shall be stored on the Passing Track for anytime greater than 20 minutes.
- 4) Flag Protection / Fusee shall be in place when working the mainline.

CONSOLIDATED MINING PREP PLANT NICKEL MINING COMPANY DUBOIS, PA.

-  Denotes Business not Served by Rail
-  Denotes Business Served by Rail
-  Denotes Roadway
-  Denotes Overhead Conveyor
-  Denotes at Grade Piping System

INDUSTRY KEY





NICKEL CITY LINE RAILROAD COMPANY

DUBOIS, PA
CONSOLIDATED MINING
PREP PLANT
NICKEL MINING COMPANY

Hours of Operation 24 hours

SCHEDULE OF TRAINS

TRAIN	ETA	SET OUT	PICK UP	PLANT STATUS
401R	1:30 AM	10		OPEN
402	2:30 AM		10	OPEN
X421	9:30 AM	10		OPEN
X422	10:40 AM		10	OPEN
X423R	2:45 PM	15		OPEN
X424	3:45 PM		15	OPEN
X510	TBD		**	OPEN
X511	TBD	**		OPEN

PLANT CREW SHALL LOAD AND WEIGH 10 COAL HOPPERS FOR TRAIN 401R PRIOR TO THE CLOSE OF BUSINESS EACH DAY.

Loads of clean coal shall be picked up on the Scale track.

**** Train X510 Picks up loaded cars from waste track and empty cars from supply track. Train X511 delivers cars for supply track and empty cars for waste track.**



NICKEL CITY LINE RAILROAD COMPANY

DUBOIS, PA
CONSOLIDATED MINING
PREP PLANT
NICKEL MINING COMPANY

Hours of Operation 24 hours

SCHEDULE OF TRAINS

TRAIN	ETA	SET OUT	PICK UP	PLANT STATUS
401R	1:30 AM	10		OPEN
402	2:30 AM		10	OPEN
X421	9:30 AM	10		OPEN
X422	10:40 AM		10	OPEN
X423R	2:45 PM	15		OPEN
X424	3:45 PM		15	OPEN
X510	TBD		**	OPEN
X511	TBD	**		OPEN

PLANT CREW SHALL LOAD AND WEIGH 10 COAL HOPPERS FOR TRAIN 401R PRIOR TO THE CLOSE OF BUSINESS EACH DAY.

Loads of clean coal shall be picked up on the Scale track.

**** Train X510 Picks up loaded cars from waste track and empty cars from supply track. Train X511 delivers cars for supply track and empty cars for waste track.**